

October 2015

MIFID II pre- and post-trade transparency - Impact on bond markets

ECB Bond Market Contact Group, 13th October 2015

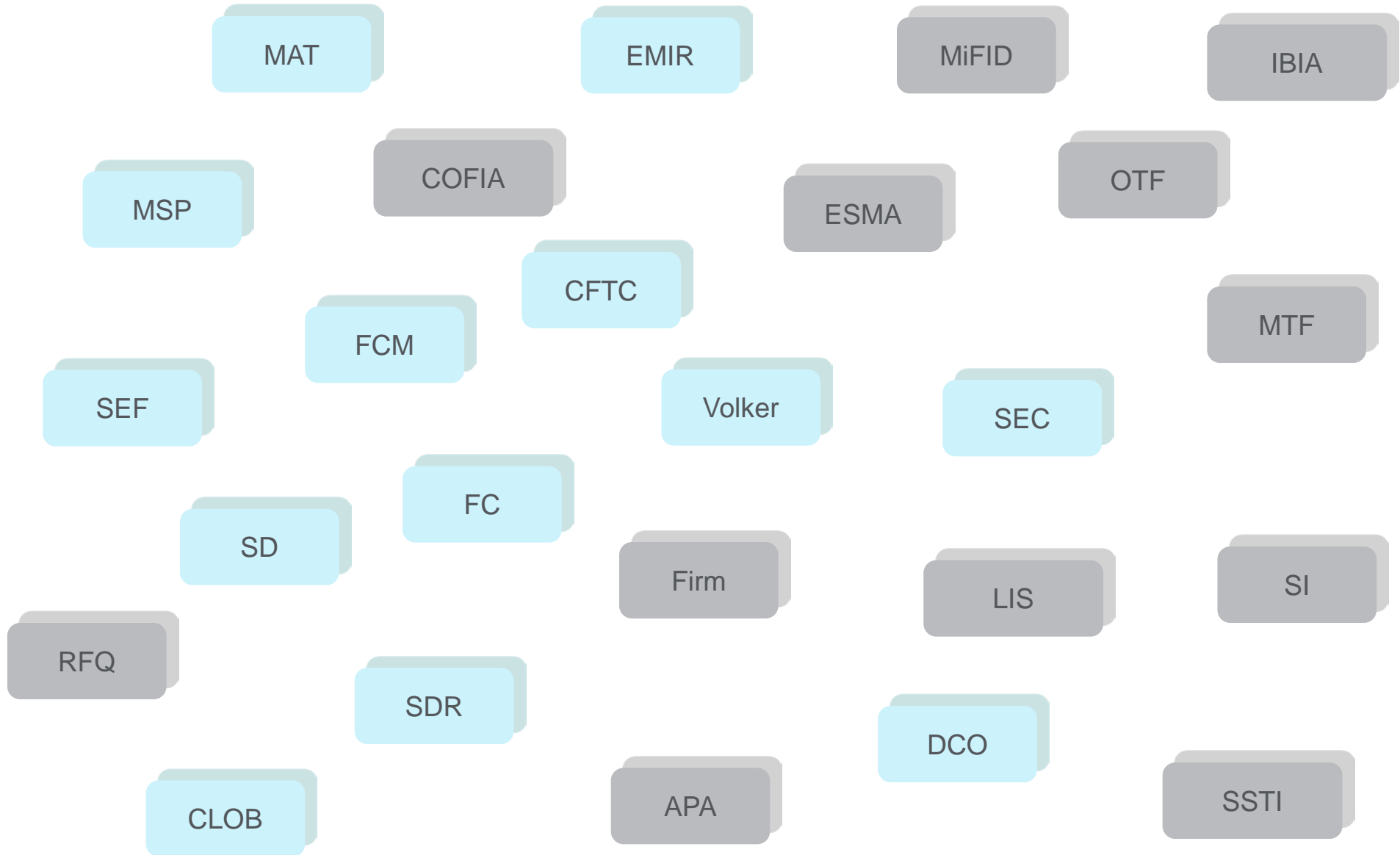
Zoeb Sachee

Head of Euro Government and SSA Trading

zoeb.sachee@citi.com

+44 20 7986 9340

Another regulation... another plethora of new acronyms



MiFIR / MiFID II extends to non-equity products

Market Structure & Transparency

Products

- Bonds
- Derivatives
- Structured Finance Products
- Emission Allowances

Trading

- Venues: Exchanges, MTFs, **OTF***
- Bilateral: **Systematic Internaliser***, OTC

*New

Transparency

- Transparency requirements intended to encourage venue trading
- Mandatory venue trading only for selected derivatives

Investor protection, Governance & more

& The rest....

- Investor protection
- Internal controls / governance
- External controls / reporting
- High Frequency / Algo trading
- Unbundling Research
- 3rd country regime....etc

*** Fully enforced: 1 Jan 2017 ***

Bond Market: Pre-Trade Transparency

Goal: encourage more venue trading+

Venue / Multilateral Trading



If liquid & below SSTI

- **Order book:** Make public firm bids, offers & depth on continuous, viewable basis
- **RFQs (incl voice):** Responses public on viewable basis

Test: frequent, systematic & substantial per instrument

• Waivers

- Instruments that are not liquid
- Instrument above Size Specific To Instrument (SSTI)
- Instruments above Large In Scale (LIS)

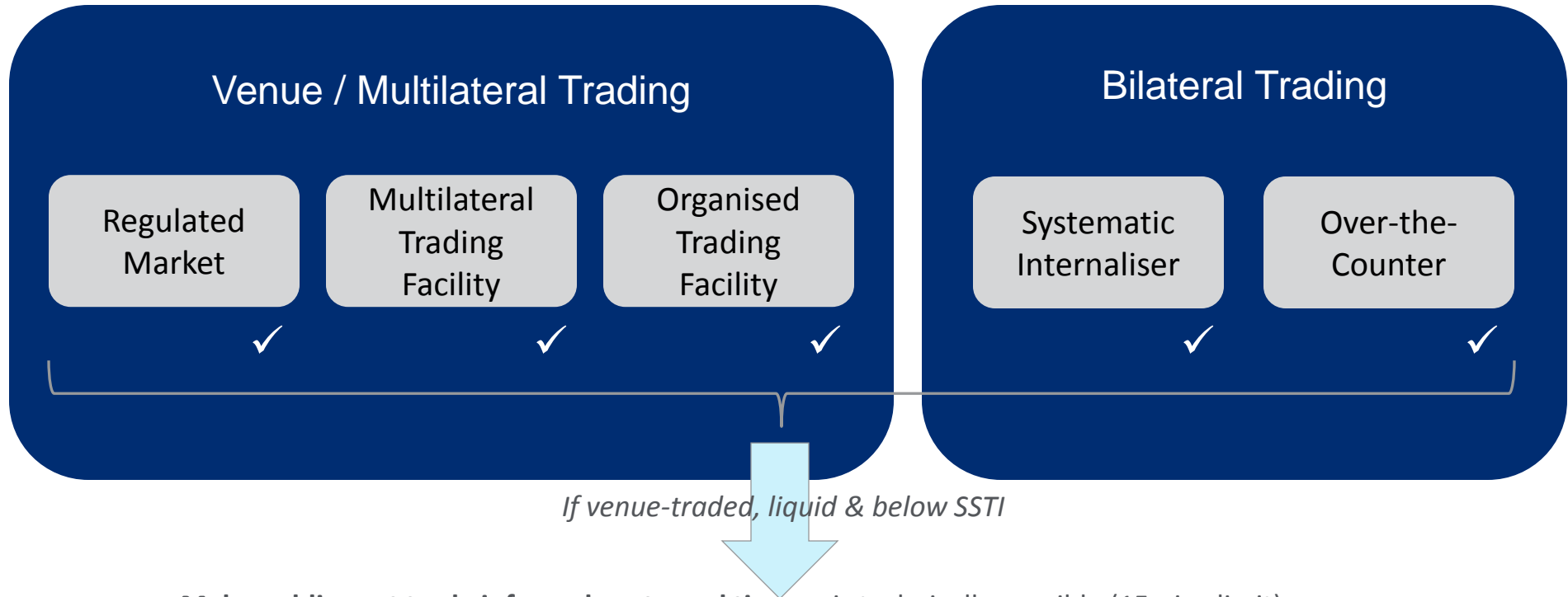
Bilateral Trading



If venue-traded, liquid & below SSTI

- **Firm Quote Response** (includes **voice**) & according to commercial policy
 - Provide to **all** clients on tradable basis; &
 - Provide to **public** on viewable basis
- Update prices possible

Bond Market: Post-Trade Transparency



If venue-traded, liquid & below SSTI

- **Make public post trade info as close to real time** as is technically possible (15mins limit)
- **Post Trade Info = Price, Volume, Time, Venue**
- Publication to authorised **Approved Publication Agencies (APAs)** only
- Post- (& pre-) trade data must be made available on a reasonable commercial basis & free after 15mins
 - **Delay possible at NCA discretion but price & full volume*** must be disclosed
 - Instruments that are not liquid
 - Instrument above Size Specific To Instrument (SSTI)
 - Instruments above Large In Scale (LIS)
 - *Indefinite aggregation of volume possible for sovereigns

Bond Market: Impacts of Implementation

→ ... yet to be seen but key is to get the calibrations correct for illiquid instruments

Level 1 rule & MiFID II use

SI thresholds

L1: "frequent & substantial per instrument"

SI determination per instrument

Liquid

L1: "ready and willing buyers and sellers on a continuous basis"

Pre-trade SI scope & Venue Waivers
Post trade delays

Pre- & Post-SSTI

L1: no "undue risk exposed to liq providers"

LIS

L1: "large in scale compared with normal market size"

Pre-trade transparency
Post trade delay

RFQ (e- & v-)

L1: "actionable indications of interest in request-for-quote"

ESMA Current Thinking

| | |
|-------------------------------|---------------------|
| Quarterly Calculation: | e.g. Bonds |
| Frequent (liquid) vs EU | 2% to 3% trades |
| Substantial vs EU | 0.5% to 1.5% volume |

| Bond Liquidity Definition | |
|------------------------------|---|
| IBIA (instr-by-instr) | Liquidity test is 2x/day & €100k for 80% of the time in Europe (ie. 1.6x/day) |

| Calculation | Pre-trade SSTI | Post-trade SSTI | Post-trade LIS |
|--------------------------------------|------------------|------------------|------------------|
| Percentile trades excl sub-100k tkts | 60 th | 80 th | 90 th |

| How does that look? | Pre- & post SSTI & LIS, estimate excl sub-100k [incl sub-100k] | |
|---|--|-----------------|
| European Sov Bond 2bn+ (& new issues <3mths, 1bn+) | 5 / 14 / 30 | [3 / 10 / 25] |
| Corporate Fin'l Bond 1bn+ (& new issues <2wks, ½bn+) | 0.5 / 2 / 5 | [0.2 / 1 / 2] |

| Size & Timing | Up to Pre-trade SSTI | Up to Post-trade SSTI | From Post-trade LIS |
|-----------------|----------------------|---|---|
| Liquid Bond | Pre-trade | Real time post trade | Possible delays* Price T+2; + 4wks vol |
| Non-Liquid Bond | No Pre-trade | Possible delays* Price T+2; + 4wks vol | Possible delays* Price T+2; + 4wks vol |

| | |
|------------------|--|
| Venue RFQ | "no later than at the time when the requester is able to execute a transaction under the system's rules" - Implying a certain time where pre- and post- at same time? |
|------------------|--|

- Too High: un-level playing field
- Too Low: prohibit small/new firms
- Buy side caught?
- Where do we get denominator?

- IBIA outcome agreed
- Liquidity test too low (2x per day)

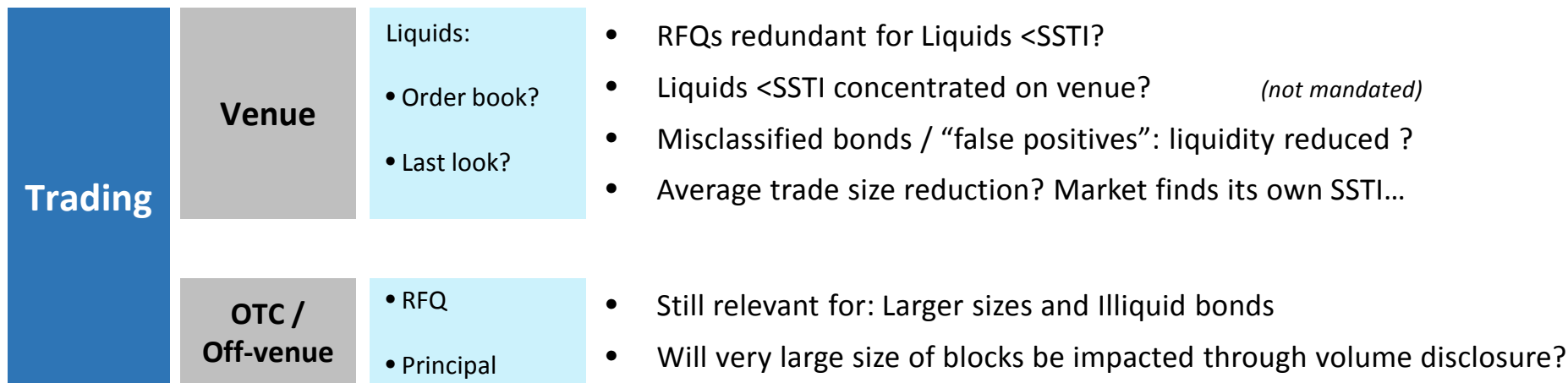
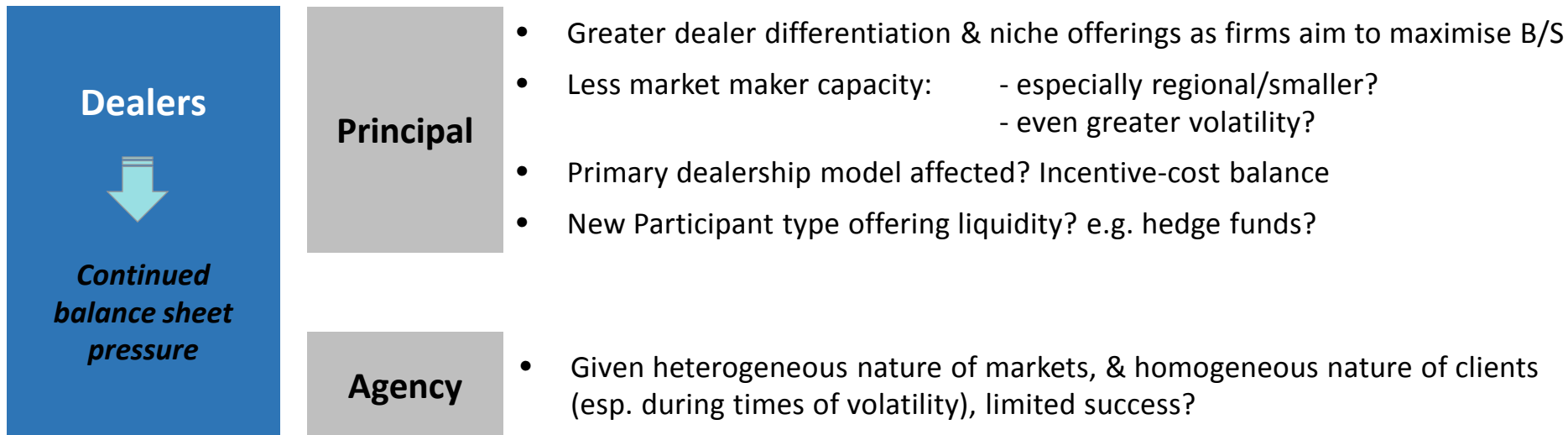
- SSTI levels are greater than average sz & exceed "undue risk"

- SSTI calc must include sub-100k tickets to calibrate accurately

- Possible Delays at NCA discretion:
 - Price disclosure at T+2
 - Volume disclosure up to 4 weeks
- Risk of inconsistency?

- Must be designed to incentivise dealers to quote quickly
- What about last look?

MiFID II – Fixed Income Trading Impact



Opportunities

- **A well-implemented transparency regulation allows markets to not only survive, but thrive** (cf. DF SEF where volumes flourished: no pre-trade, RFQs permitted, full block size withheld, no action reliefs)

MiFID 2 Threats

- Paradox: less liquidity in false positives? lower volumes?
- Data quality reliability
- Unconsolidated data creates a differentiator?
- Inconsistency within Europe e.g. NCA discretion with delays
- Inconsistency internationally e.g. no pre-trade anywhere else globally in fixed income
- Implementation costs
- Unpredictable behaviours through intervention policies like QE

And....

- Unbundling research
- Broker evaluation
- SI discrimination
- Price differentiation

-
- Appendices

Quotes

Quotes: Letter from European Parliament's MiFID/R Negotiating Team (ECON) to ESMA 23 July 2015

1. "At this stage ... the **Parliament's preference is for IBIA for the classification of bonds**, as that approach would appear to be more accurate".
2. "We stress that the definition for bonds **should be tested to meet the requirements for continuous trading and therefore a test of 2-3 trades per day cannot be perceived to be liquid**. In our view, this test for false positives must be increased significantly"
3. "regarding the RFQ system...Full transparency of each single quotation provided, on request, by market makers could promote phenomena such as front running, which reduce the incentive to the buy-side to use such systems... **Against this backdrop it would be preferable to require RFQ operators to disclose information on prices and volumes on an aggregate basis** i.e. the average of provided quotes with the average of attached volumes. Such a solution would not encroach of the transparency objective and, in the meantime, would better cater for the characteristics of the RFQ trading systems"

Quotes: Joint DE/FR/UK Finance Ministry Letter to ESMA 25 August 2015

1. Regarding Liquid definition
 - "We had a clear expectation that..."
 - ..."ESMA would follow the definition of Liquid Market"
 - ..."ESMA would...identify instruments or classes of instruments...without significant misclassifications"
 - ..."ESMA would determine LIS and SSTI according to factors set out in Article 9"
2. "The unintended consequence of ESMA's proposed approach could be that many financial instruments which MiFIR determined should be eligible for waivers or deferrals may have **inappropriate transparent requirements applied** to them with resulting **significant negative implications for the proper functioning of these vital markets**. Conversely many financial instruments to which the MiFIR transparency regime should legitimately apply will not be included. This is **not acceptable particularly given the current widespread concern about the provision of liquidity in Europe's bond markets.**"

Pre-Trade Transparency

For “Liquid” instruments “traded on a trading venue” up to SSTI

- RFQs in scope
- Waivers: >SSTI, Illiquid instruments
- *NB: Level 1 SSTI is up to the size where there is no “undue risk” to investment firm*

Post-Trade Transparency

For “Liquid” instruments “traded on a trading venue” up to SSTI

- Up to SSTI size: As Real-time as technically possible (up to 15 minutes)
- \geq LIS or illiquid: - Price Delay of up to T+2;
- Volume Delay of up to 4 weeks (NCA discretion)
- *NB: LIS = orders that are large in scale compared with normal market size*

Liquid Definition & Traded on a Trading Venue

Sets scope for pre-trade and real-time post-trade transparency

- Liquid market: “where there are ready and willing buyers and sellers on a continuous basis”.
Four criteria for assessing liquidity:
 - *Frequency of transactions*
 - *Average transaction size*
 - *Number of market participants (complex task to define/ distinguish)*
 - *Average size of spreads (lack of info for transactions executed OTC)*
- Liquid definition proposed to be set at COFIA level (vs. IBIA)
- “Traded on a Trading Venue” still undefined

MiFID II – Industry suggestions to address issues

SSTI

SSTI must consider “Undue Risk” and Include Sub-100k trades

- ESMA has ignored “undue risk” element as required by level 1
 - *Must be set as being up to the level at which probability of de-risking is highest*
- ESMA is excluding significant part of institutional market by excluding sub-100k trades from SSTI calculation
 - *ESMA justifies as “retail” size but significant number of all tickets traded by institutional clients in corporate bonds are less than 100k (>35%)*
 - *Retail size should be clarified to mean retail clients: EuroMOT average trade size is less than 20k*

Liquidity Calibration

Consider IBIA for best results

- IBIA approach is optimal in order to limit negative impacts to the market
- COFIA approach will *always* be imperfect but a more granular approach can limit the negative impacts to the market by considering:
 - Higher issue size threshold
 - Extension of proposed sub-class for “old” bonds of > 3 years
 - Additional sub-class for currency

Delays & RFQ

Longer Post-trade delays for illiquid bonds & > LIS, RFQ composite

- T+2 not sufficient to de-risk large positions and/or illiquid bonds;
- RFQ pre-trade transparency with individual quotes severely damaging

MiFID II: Citi's critical issues list re fixed income transparency

- **SI thresholds:** all maker makers must be caught in SI definition to maintain level playing field; a low test is therefore essential
- **Liquidity thresholds:**
 - Potentially a large number of illiquid fixed income instruments will be incorrectly classified as liquid (“false positives”)
 - ESMA’s choices risk resulting in (1) an overly broad definition of liquid markets that does not recognise the dynamic nature of liquidity; and (2) unsuitably high size thresholds for pre- and post-trade transparency. Thresholds should be set higher for all the asset classes (e.g. currently 2x trades a day for bonds)
- **SSTI thresholds:**
 - Are set too high for pre-trade SSTI (>median number of transactions; no analysis of undue risk)
 - Post trade transparency does not account for different types and levels of market impact risk
- **RFQ & Firm Quotes:**
 - Due to the large number of “false positives”, liquidity provision in such illiquid instruments is severely discouraged and any dealers deciding to quote will demand compensation for increased risk, hence increasing costs to buy side clients
 - Outcome: a curtain time has been included such that pre-trade quotes and post-trade price can occur simultaneously
 - Clarification of firm quote definition: if last look not permissible, spreads will be impacted
- **Post-trade extended deferrals:**
 - Whilst four weeks would assist with risk mitigation for a number of trades, additional time would still be required for particularly large and/or illiquid trades.
 - The same time frame should be mandated across all NCAs to encourage level playing fields & lower complexity
- **IBIA vs. COFIA:**
 - IBIA approach will have the benefit of being more precise and simpler to implement with an appropriate operational structure.
 - Positive outcome: The latest RTS define liquid bonds at an instrument/ISIN level.
- **Other challenges:**
 - Best execution reports unnecessarily burdensome for both sell- and buy-side
 - Very little consolidation proposed by ESMA therefore risk of poor data quality & high cost of integration of data

This communication has been prepared by individual sales and/or trading personnel of Citigroup Global Markets Limited (CGML) or its subsidiaries or affiliates (collectively Citi). In the United Kingdom, CGML is authorised by the Prudential Regulation Authority and regulated by the Financial Conduct Authority and the Prudential Regulation Authority (together, the UK Regulator) and has its registered office at Citigroup Centre, Canada Square, London E14 5LB. This communication is directed at persons (i) who have been or can be classified by Citi as eligible counterparties or professional clients in line with the rules of the UK Regulator, (ii) who have professional experience in matters relating to investments falling within Article 19(1) of the Financial Services and Markets Act 2000 (Financial Promotion) Order 2005 and (iii) other persons to whom it may otherwise lawfully be communicated. No other person should act on the contents or access the products or transactions discussed in this communication. In particular, this communication is not intended for retail clients and Citi will not make such products or transactions available to retail clients. The information contained herein may relate to matters that are (i) not regulated by the UK Regulator and/or (ii) not subject to the protections of the United Kingdom's Financial Services and Markets Act 2000 and/or the United Kingdom's Financial Services Compensation Scheme.

All material contained herein, including any proposed terms and conditions, is indicative and for discussion purposes only, is subject to change without notice, is strictly confidential, may not be reproduced and is intended for your use only. It does not include a number of terms and conditions that will be included in any actual transaction and final terms and conditions are subject to further discussion and negotiation nor does it purport to identify all risks (direct or indirect). This communication is not a commitment to deal in any product, offer financing or enter into any transaction described herein.

The information in this communication, including any trade or strategy ideas, is provided by individual sales and/or trading personnel of Citi and not by Citi's research department and therefore the directives on the independence of research do not apply. Any view expressed in this communication may represent the current views and interpretations of the markets, products or events of such individual sales and/or trading personnel and may be different from other sales and/or trading personnel and may also differ from Citi's published research – the views in this communication may be more short term in nature and liable to change more quickly than the views of Citi research department which are generally more long term. On the occasions where information provided includes extracts or summary material derived from research reports published by Citi's research department, you are advised to obtain and review the original piece of research to see the research analyst's full analysis. Any prices used herein, unless otherwise specified, are indicative. Although all information has been obtained from, and is based upon sources believed to be reliable, it may be incomplete or condensed and its accuracy cannot be guaranteed. Citi makes no representation or warranty, expressed or implied, as to the accuracy of the information, the reasonableness of any assumptions used in calculating any illustrative performance information or the accuracy (mathematical or otherwise) or validity of such information. Any opinions attributed to Citi constitute Citi's judgment as of the date of the relevant material and are subject to change without notice. Provision of information may cease at any time without reason or notice being given. Commissions and other costs relating to any dealing in any products or entering into any transactions referred to in this communication may not have been taken into consideration.

Any scenario analysis or information generated from a model is for illustrative purposes only. Where the communication contains "forward-looking" information, such information may include, but is not limited to, projections, forecasts or estimates of cashflows, yields or return, scenario analyses and proposed or expected portfolio composition. Any forward-looking information is based upon certain assumptions about future events or conditions and is intended only to illustrate hypothetical results under those assumptions (not all of which are specified herein or can be ascertained at this time). It does not represent actual termination or unwind prices that may be available to you or the actual performance of any products and neither does it present all possible outcomes or describe all factors that may affect the value of any applicable investment, product or investment. Actual events or conditions are unlikely to be consistent with, and may differ significantly from, those assumed. Illustrative performance results may be based on mathematical models that calculate those results by using inputs that are based on assumptions about a variety of future conditions and events and not all relevant events or conditions may have been considered in developing such assumptions. Accordingly, actual results may vary and the variations may be substantial. The products or transactions identified in any of the illustrative calculations presented herein may therefore not perform as described and actual performance may differ, and may differ substantially, from those illustrated in this communication. When evaluating any forward looking information you should understand the assumptions used and, together with your independent advisors, consider whether they are appropriate for your purposes. You should also note that the models used in any analysis may be proprietary, making the results difficult or impossible for any third party to reproduce. This communication is not intended to predict any future events. Past performance is not indicative of future performance.

Citi shall have no liability to the user or to third parties, for the quality, accuracy, timeliness, continued availability or completeness of any data or calculations contained and/or referred to in this communication nor for any special, direct, indirect, incidental or consequential loss or damage which may be sustained because of the use of the information contained and/or referred to in this communication or otherwise arising in connection with the information contained and/or referred to in this communication, provided that this exclusion of liability shall not exclude or limit any liability under any law or regulation applicable to Citi that may not be excluded or restricted.

Citi (whether through the individual sales and/trading personnel involved in the preparation or issuance of this communication or otherwise) may from time to time have long or short principal positions and/or actively trade, for its own account and those of its customers, by making markets to its clients, in products identical to or economically related to the products or transactions referred to in this communication. Citi may also undertake hedging transactions related to the initiation or termination of a product or transaction, that may adversely affect the market price, rate, index or other market factor(s) underlying the product or transaction and consequently its value. Citi may have an investment banking or other commercial relationship with and access to information from the issuer(s) of securities, products, or other interests underlying a product or transaction. Citi may also have potential conflicts of interest due to the present or future relationships between Citi and any asset underlying the product or transaction, any collateral manager, any reference obligations or any reference entity.

This communication contains data compilations, writings and information that are confidential and proprietary to Citi and protected under copyright and other intellectual property laws, and may not be reproduced, distributed or otherwise transmitted by you to any other person for any purpose unless Citi's prior written consent have been obtained.

In any instance where distribution of this communication is subject to the rules of the US Commodity Futures Trading Commission ("CFTC"), this communication constitutes an invitation to consider entering into a derivatives transaction under U.S. CFTC Regulations § 1.71 and 23.605, where applicable, but is not a binding offer to buy/sell any financial instrument.

Although CGML is affiliated with Citibank, N.A. (together with Citibank N.A.'s subsidiaries and branches worldwide, Citibank), you should be aware that none of the products mentioned in this communication (unless expressly stated otherwise) are (i) insured by the Federal Deposit Insurance Corporation or any other governmental authority, or (ii) deposits or other obligations of, or guaranteed by, Citibank or any other insured depository institution.

© 2014 Citigroup Global Markets Limited. Citi, Citi and Arc Design are trademarks and service marks of Citigroup Inc. or its affiliates and are used and registered throughout the world.